

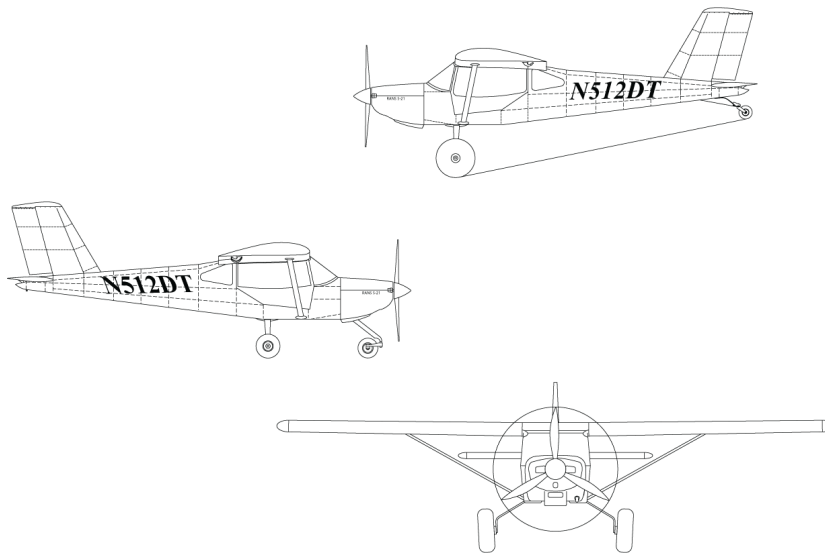
RANS

AIRCRAFT

S-21 OUTBOUND

RFK 54 Installation

PARTS/TEXT MANUAL



Serial Number:

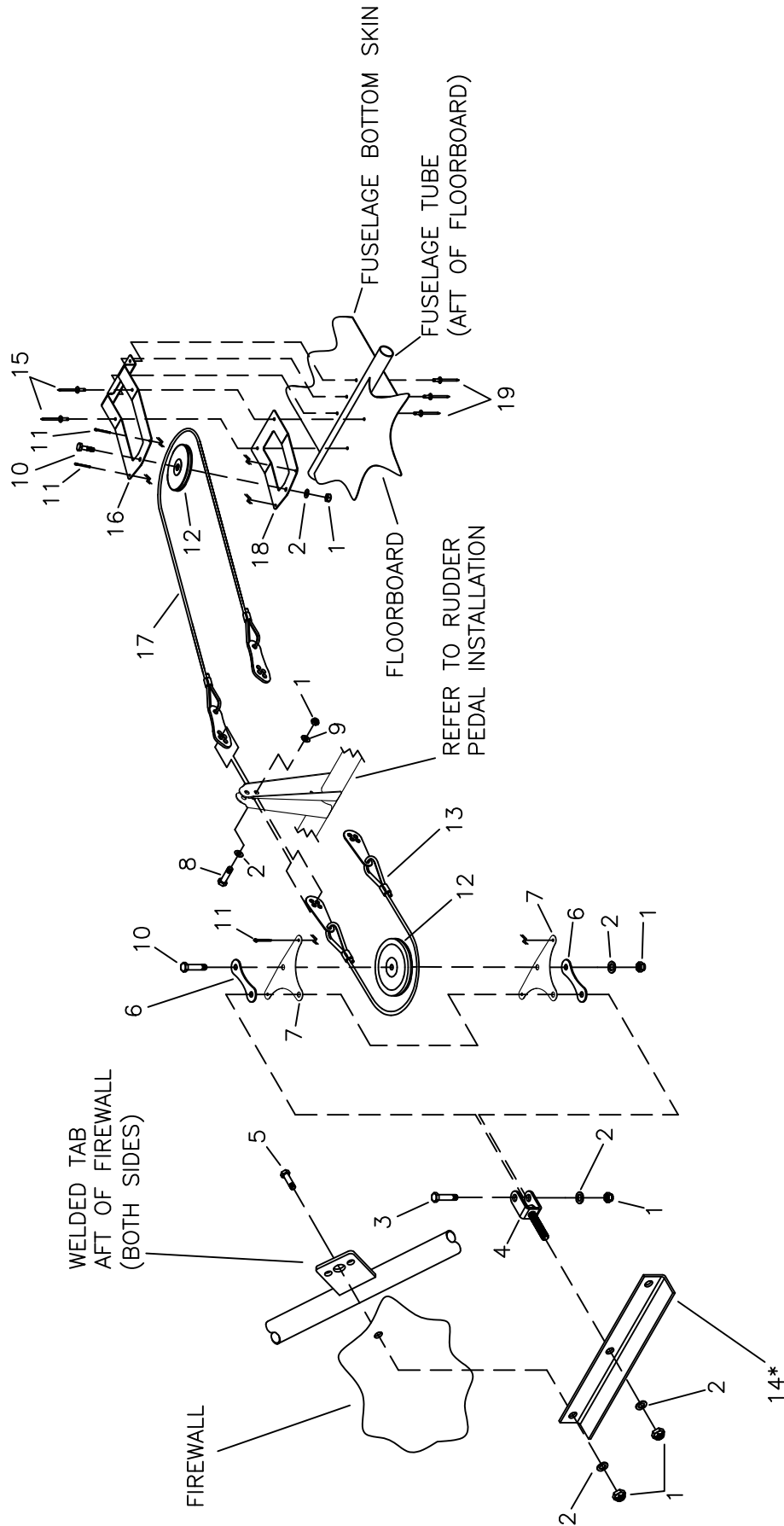
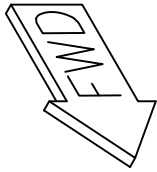
Registration Number:

COPYRIGHT ©

RANS DESIGNS
4600 HWY 183 Alt
HAYS, KANSAS, USA 67601
785-625-6346
www.rans.com

RUDDER RETURN SYSTEM

12. Install the forward cable/pulley as shown on the PARTS MANUAL DRAWING. Leave the Rudder Return Tension Fitting loose to allow easier attachment of all Rudder Return Cables.
13. Bolt AFT pulley to Upper and Lower Keepers. Be sure the AFT Rudder Return Cable is on the aft side of the pulley.
14. Locate the Aft Keepers centered on the AFT side of the floor board (also will be centered between Rudder Cables). Transfer drill #30 into floor board. Also Transfer drill #30 through Fuselage Bottom Skin where flange of Upper Keeper contacts the skin.
15. Rivet Keepers with pulley installed to floorboard and Bottom Skin. Install all Cotter Pins.
16. Bolt the Multi-Hole Tang of each cable to the lower hole in the Rudder Pedals.
NOTE: The Multi-Hole Tang has several holes which may be used to adjust for equal tension of the Rudder Cables.
17. Attach Rudder Cables to top hole of Rudder Cable Horns on Rudder Pedals.
18. Check that the cables run through all pulleys and guides. Check for free movement and centering of the Rudder.
19. Tighten Rudder Return Tension Fitting to tighten Rudder Return Cables. Do **NOT** allow Tension Fitting to rotate out of alignment with Rudder Pedal Return Cable.
20. For final adjustment and checks of the rudder system, refer to RIGGING.



* BUILDER MODIFIES

RAMS S-21 OUTBOUND FUSELAGE - RUDDER RETURN SYSTEM

RANS S-21 OUTBOUND
FUSELAGE - RUDDER RETURN SYSTEM

PAGE

009B-04

#	DESCRIPTION	PART NUMBER	QUANTITY
1.	3/16" Shear Nut	AN364-1032A	7
2.	3/16" Thin Washer	AN960-10L	8
3.	3/16" Bolt	AN3-7A	1
4.	Rudder Return Tension Fitting	KPCS0334	1
5.	3/16" Bolt	AN3-4A	2
6.	Hummer Tang	T12-HT6	2
7.	Pulley Cable Keeper	KPCS0317	2
8.	3/16" Bolt	AN3-5A	2
9.	3/16" Thick Washer	AN960-10	2
10.	3/16" Bolt	AN3-6A	2
11.	Small Cotter Pin	MS24665-134	4
12.	Pulley	AN210-2A	2
13.	Rudder Pedal Return Cable	KACS0036	1
14.	Return Pulley Mount Angle *	KPCS0318	1
15.	1/8" Stainless Steel Rivet - Cherry Q	CCPQ-43	2
16.	AFT Rudder Return Pulley - Upper Keeper	KPCS0323	1
17.	AFT Rudder Return Cable	KACS0037	1
18.	AFT Rudder Return Pulley - Lower Keeper	KPCS0324	1
19.	1/8" Stainless Steel Rivet - Cherry Q	CCPQ-42	3

* Builder Modifies

9/11/2018
REV. - ORIG